

2. SUMMARY OF ENTOMOLOGICAL AND EPIDEMIOLOGICAL SURVEILLANCE DATA – September 2021

Province	District	Entomological surveillance data				Epidemiological surveillance data	
		(Source - returns of entomology surveys received by NDCU)				(Source-DenSys)	
		No. of Premises			Main type of containers positive for larvae and percentage positivity	Month	
		Inspected	Positive Found	Positive %		September	Cumulative
WP	Colombo	737	89	12.1	Discarded items (23.15%), Temporary Removed items (21.2%), Tyres (11.3%)	572	6182
	Colombo MC				Data not Received by NDCU		
	Gampaha	1139	187	16.4	Discarded items (25.1%), Temporary Removed items (21.3%), Covering Items (12.4%)	256	2656
	Kalutara	2601	260	10	Discarded items (35.1%), Temporary Removed items (13.6%), Water storage barrels (11.8%)	112	1285
	NIHS	306	29	9.5	Temporary Removed items (41.67%), Discarded items (18.1%), Water storage barrels (13.9%)		
CP	Kandy	189	25	13.2	Discarded items, (33.3%), Ornamental item (30%), Other items (26.67%)	93	808
	Matale	500	29	5.8	Discarded items (55.5%), Temporary Removed items (19.4%), Ornamental item (11.1%)	15	179
	Nuwara Eliya				Data not Received by NDCU	9	60
SP	Galle	2800	24	8.8	Discarded items (27.7%), Ornamental item (14.8%), Temporary Removed items (10.5%)	41	364
	Hambantota	1543	127	8.2	Discarded items (19.8%), Temporary Removed items (15.94%), Water storage and other items (13.4%)	23	313
	Matara	1000	107	10.7	Discarded items (24.1%), Water storage other item (13.5%), Covering items (12.76%)	35	511
NP	Jaffna	714	27	3.8	Water storage other items (34.6%), Ornamental items (23.1%), Discarded items (19.2%)	0	38
	Kilinochchi				Data not Received by NDCU	0	14
	Mannar	1300	34	2.6	Discarded items (36.6%), Tyres (19.7%), Water storage other items (18.3%)	0	24
	Vavuniya	2047	73	3.6	Discarded items (29.2%), Ornamental items (17.7%), Water storage other items (14.6%)	0	34
	Mullativu				Data not Received by NDCU	0	0
EP	Ampara				Data not Received by NDCU	5	67
	Batticaloa	1851	1783	3.7	Temporary Removed items (21.6%), Wells (18.9%), Ornamental items (16.2%)	7	3387
	Trincomalee	2029	76	3.7	Temporary removed items (25.4%), Discarded items (16.1%), Water storage other items (11.1%)	10	143
	Kalmunai	700	36	5.1	Other items (29.8%), Discarded items (9.85%), Temporary removed items (8.4%)	4	238
NWP	Kurunegala	577	66	11.4	Water storage other items (12%), Other items (12%), Discarded items (11%)	52	1015
	Puttalam	738	15	2	Temporary Removed items (36.4%), Covering Items (18.2%), Water Storage barrels (15.1%)	17	343
NCP	Anuradhapura				Data not Received by NDCU	13	279
	Polonnaruwa	113	6	5.3	Non Used cistern (50%), Discarded items (33.3%), Water storage cement tanks (16.7%)	7	66
UP	Badulla	100	13	13	Water Storage barrels (53.8%), Water storage cement tanks (15.38%), Covering items (7.7%)	25	251
	Monaragala	1451	143	9.9	Discarded items (46%), Water Storage barrels (36%), Ornamental item (8.2%)	11	134
SGP	Rathnapura	675	58	8.4	Discarded items (51.9%), Covering items (10.1%), Natural item (8.8%)	44	576
	Kegalle	1041	103	9.9	Natural items (38%), Discarded items (14.6%), Water storage barrels (13.1)	19	451
Sri Lanka		24151	1817	7.5	Discarded items (26.6%), Temporary Removed items (12.5%), Water storage barrels (9.6%)	1370	19418

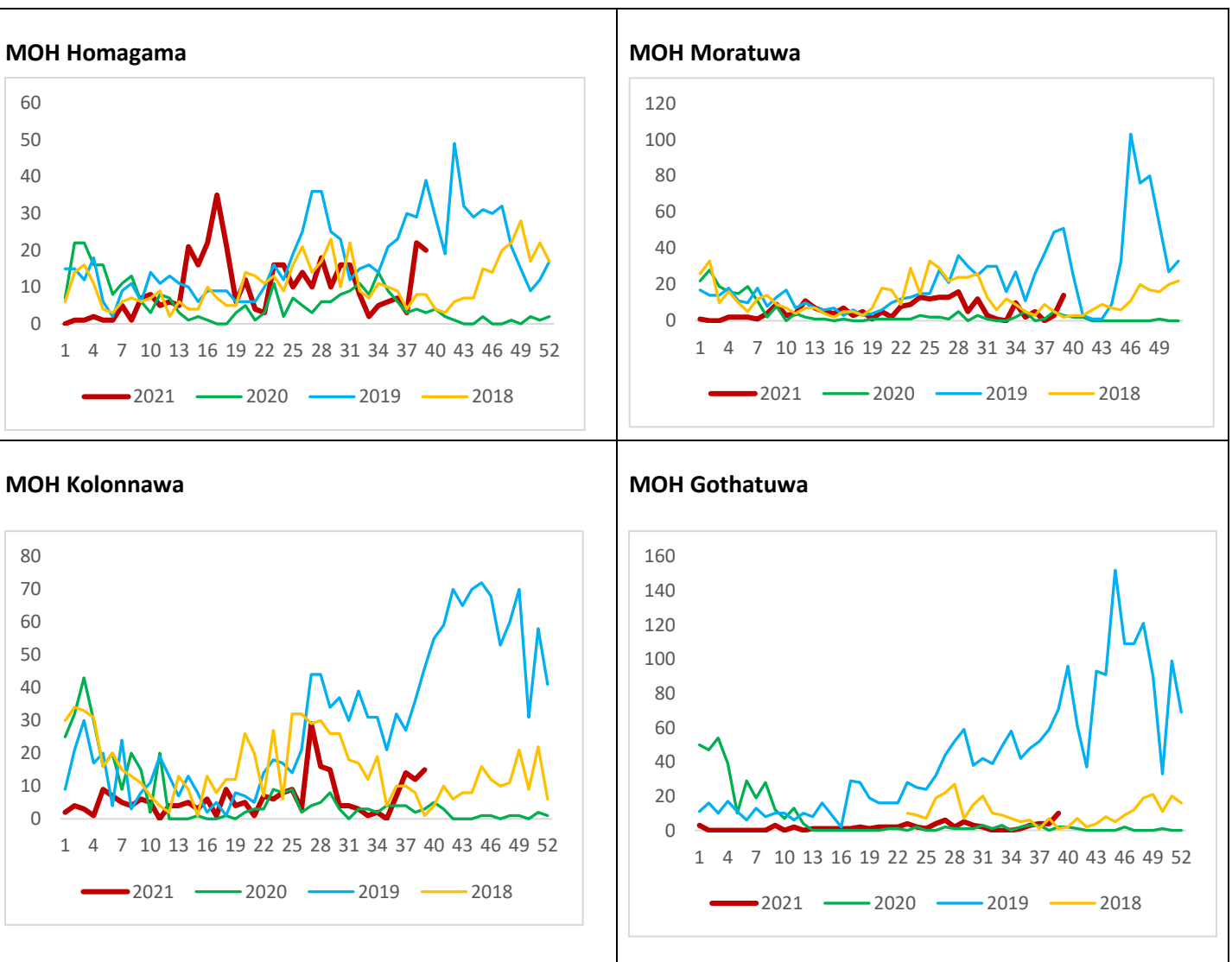
Summaries of Adult Surveys

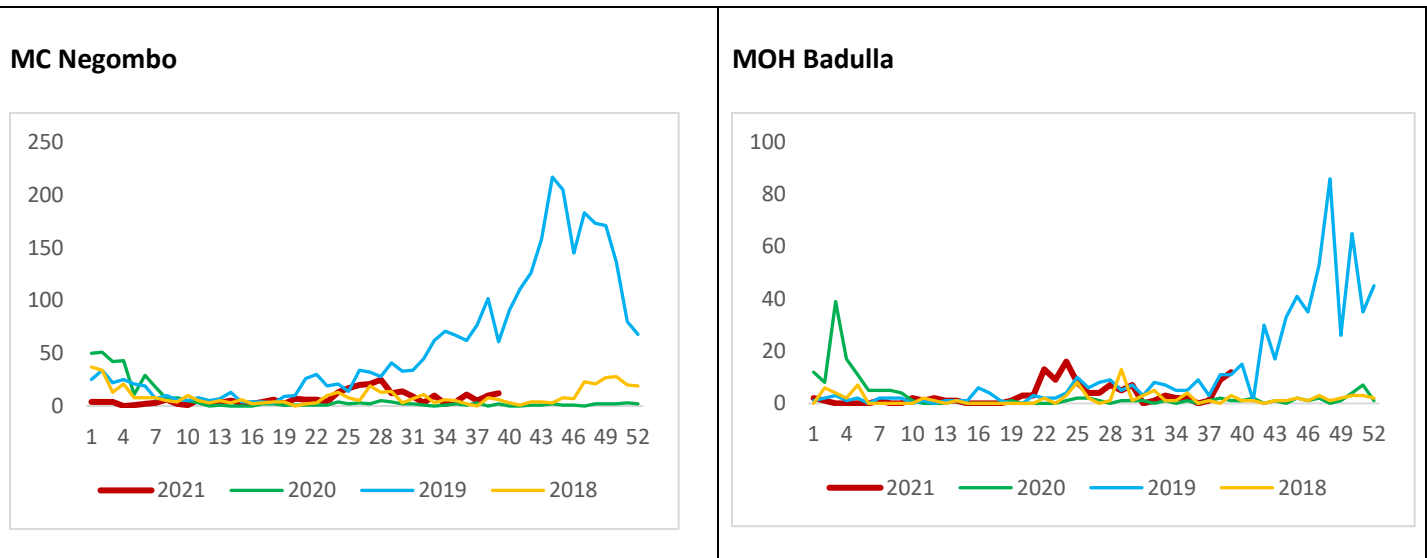
District	MOH	GN area	Findings	
Hambanthota	Tangalle MOH	Kudawella West	Outdoor 7.30 am-4.30 pm	<i>Aedes albopictus</i> - 01 Female and 01 male
Kalmunai	Akkaraipattu	KT-II	Indoor 8.30 am- 11.10 am	<i>Aedes aegypti</i> - 01 male and 02 females (01 Semi gravid stage, 01 Gravid stage)
Batticaloa	Kattankudy	167A	Indoor Findings 8.0 am- 1.0 pm	<i>Aedes aegypti</i> - 09 Female (05 Blood fed, 04 Semi gravid) and 03 Male

Resistance monitoring

District	Sentinel site	Findings	
Batticaloa	Location- Oddamavadi	Species – <i>Aedes aegypti</i> Test for-4% Malathion	Exposure mortality=100% Control mortality=0

Current high risk MOOH - Epidemiological trends (Source: DenSys data)



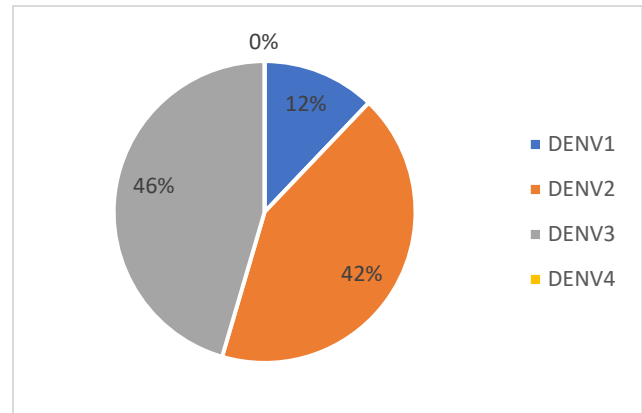
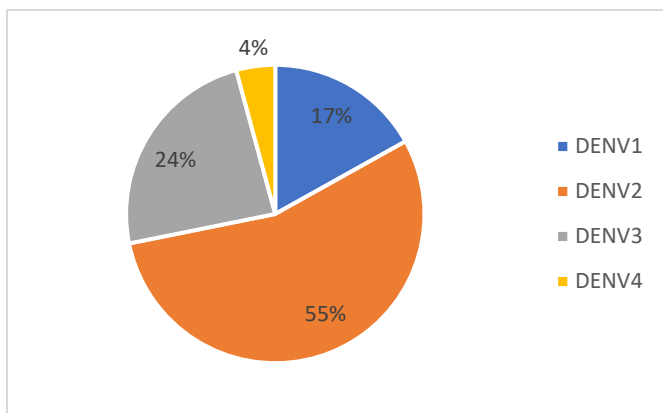


3. VIRUS SURVEILLANCE DATA

The Circulating Dengue Virus Serotypes in 2021 from major hospitals in Colombo district

Cumulative from January to end of September 2021 (n = 153)

For September 2021 (n = 33)



Source: Department of Virology / MRI and Centre for Dengue Research/ University of Sri Jayawardenapura

4. DENGUE FORECAST

Entomological forecast of high-risk areas		
RDHS	MOH	GN Division
Colombo	Pitakotte	Mirihana West
	Hanwella	Ihala Hanwella North
Gampaha	Negambo	St. Nikola Road
Jaffna	Jaffna MC	J/66
Matale	Galewela	Galewela town
Matara	Weligama	Kapparatota
Galle	Ambalangoda	Pitabadimulla
Bataloa	Bataloa	Manjanthoduwai South, 168A

5. SPECIAL ACTIVITIES AND EVENTS CONDUCTED BY THE NATIONAL DENGUE CONTROL UNIT

Knowledge Sharing Session – 24.09.2021

Speakers

- Understanding disaster amidst the pandemic - Dr. Lahiru Kodituwakku, Medical Officer/ NDCU
- Living a healthy life and combating NCDs during the COVID 19 Pandemic – Dr. Vindya Kumarapeli, Consultant in Community Medicine, Director/ Non-Communicable Disease Unit, Ministry of Health
- Money matters - Dr. Dileep De Silva, Consultant in Community Dentistry and Specialist in Health Finance, Head/ Health HR, Ministry of Health



Stakeholder meeting with the provincial and district teams in Eastern province on preparedness and response of impending higher number of dengue cases with Northeast Monsoon – 22.09.2021

National Dengue Control Unit
Public Health Complex,
555/5, Elvitigala Mawatha,
Colombo 05.

Address

Any comments, suggestions and contributions for the MDU Sri Lanka are welcome.

National Dengue Control Unit, Ministry of Health, Sri Lanka
 555/5, Public Health Complex, Elvitigala Mawatha, Narahenpita, Colombo 05.
 Tel: +94(0) 112368416/ 7 Fax: +94(0) 11 2369893
 Email: ndcu2010@yahoo.com Web: <http://www.dengue.health.gov.lk>